

Sparse & Redundant Representation Modeling of Images: Theory and Applications



Michael Elad

The Computer Science Department

The Technion

Haifa 32000, Israel



April 16th 2012, EE Seminar

This Talk Gives and **Overview** On ...

A decade of tremendous progress in the field of



Sparse and Redundant Representations



Theory



Numerical Problems



Applications



Agenda

Part I – Denoising
by Sparse &
Redundant
Representations

Part II – Theoretical &
Numerical Foundations

Part III – Dictionary Learning
& The K-SVD Algorithm

Part V –
Summary &
Conclusions

Part IV – Back to Denoising ... and Beyond –
handling stills and video denoising & inpainting,
demosaicing, super-res., and compression

**Today we will
show that**

- ❑ Sparsity and Redundancy are valuable and well-founded tools for modeling data.
- ❑ When used in image processing, they lead to state-of-the-art results.



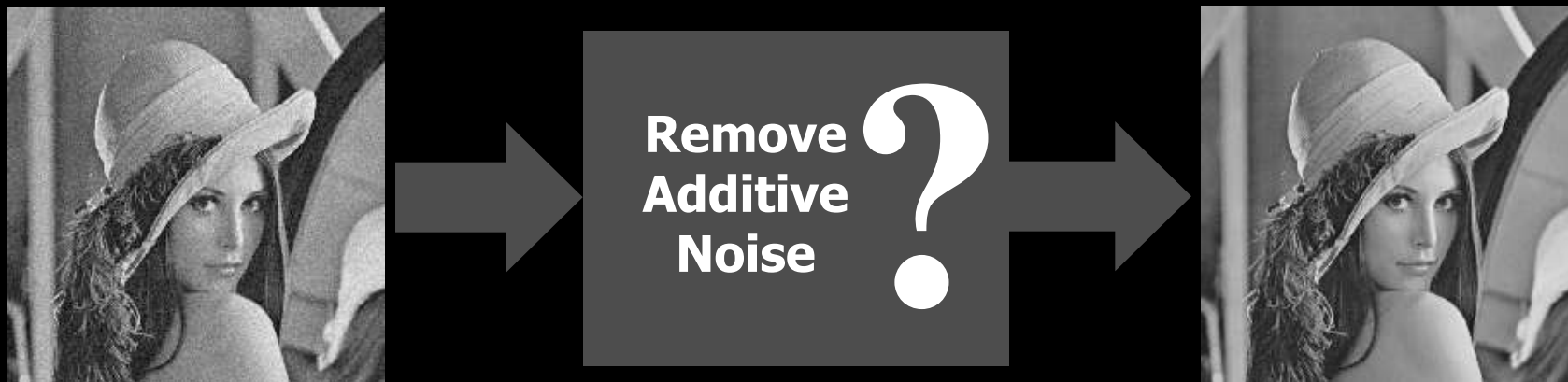
Part I

Denoising by Sparse & Redundant Representations



Noise Removal?

Our story begins with image denoising ...



- ❑ **Important:** (i) Practical application; (ii) A convenient platform (being the simplest inverse problem) for testing basic ideas in image processing, and then generalizing to more complex problems.
- ❑ **Many Considered Directions:** Partial differential equations, Statistical estimators, Adaptive filters, Inverse problems & regularization, Wavelets, Example-based techniques, **Sparse representations**, ...



Denoising By Energy Minimization

Many of the proposed image denoising algorithms are related to the minimization of an energy function of the form

$$f(\underline{x}) = \frac{1}{2} \|\underline{x} - \underline{y}\|_2^2 + G(\underline{x})$$

\underline{y} : Given measurements

\underline{x} : Unknown to be recovered

Relation to
measurements

Prior or regularization

- ❑ This is in-fact a Bayesian point of view, adopting the Maximum-A-posteriori Probability (MAP) estimation.
- ❑ Clearly, the wisdom in such an approach is within the choice of the prior – **modeling the images** of interest.



Thomas Bayes
1702 - 1761



The Evolution of $G(\underline{x})$

During the past several decades we have made all sort of guesses about the prior $G(\underline{x})$ for images:

$$G(\underline{x}) = \lambda \|\underline{x}\|_2^2$$



Energy

$$G(\underline{x}) = \lambda \|\mathbf{L}\underline{x}\|_2^2$$



Smoothness

$$G(\underline{x}) = \lambda \|\mathbf{L}\underline{x}\|_{\mathbf{w}}^2$$



**Adapt+
Smooth**

$$G(\underline{x}) = \lambda \rho\{\mathbf{L}\underline{x}\}$$



**Robust
Statistics**

$$G(\underline{x}) = \lambda \|\nabla \underline{x}\|_1$$



**Total-
Variation**

$$G(\underline{x}) = \lambda \|\mathbf{W}\underline{x}\|_1$$



**Wavelet
Sparsity**

$$G(\underline{x}) = \lambda \|\underline{\alpha}\|_0^0$$

for $\underline{x} = \mathbf{D}\underline{\alpha}$

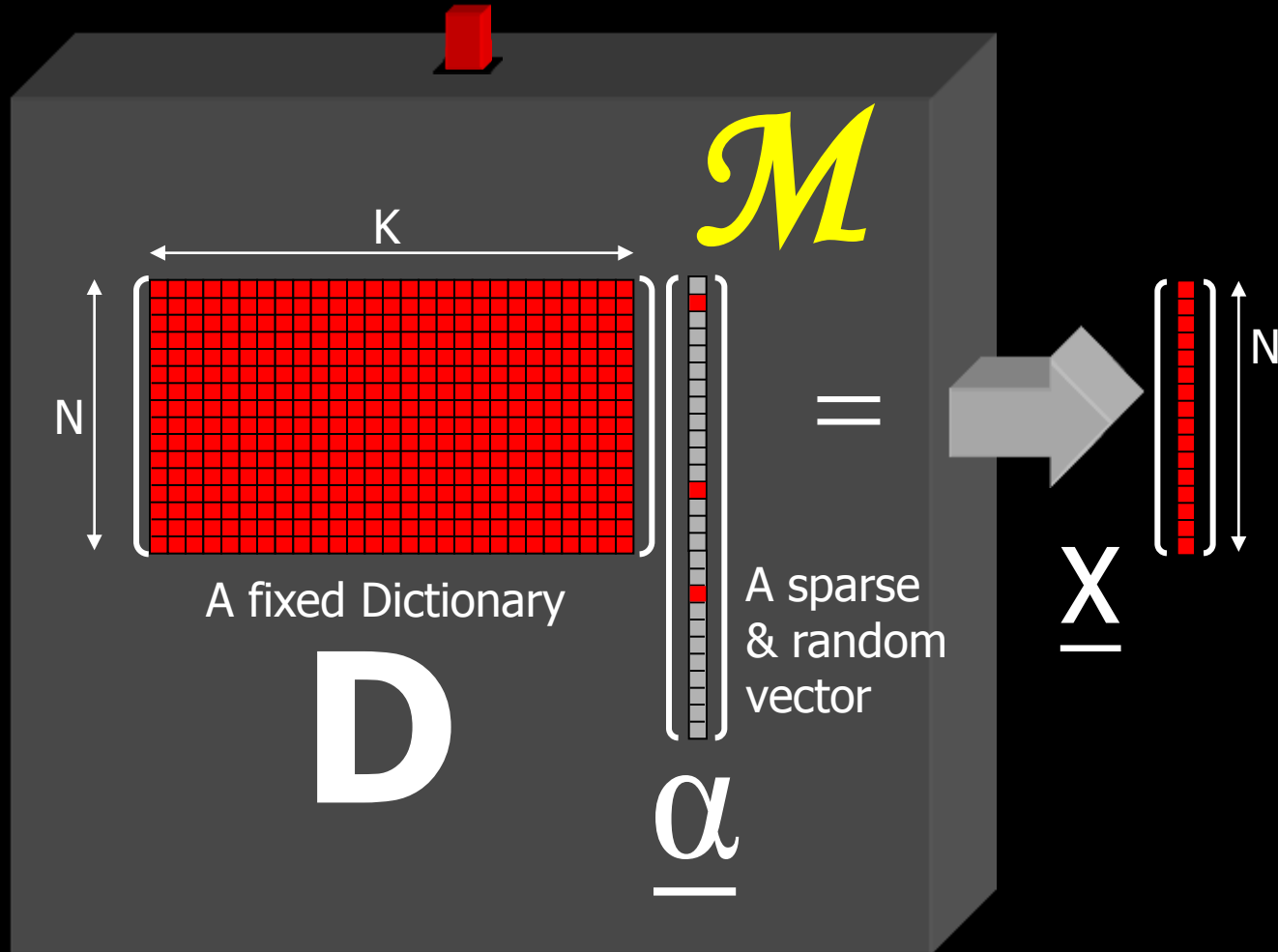


**Sparse &
Redundant**

- Hidden Markov Models,
- Compression algorithms as priors,
- ...

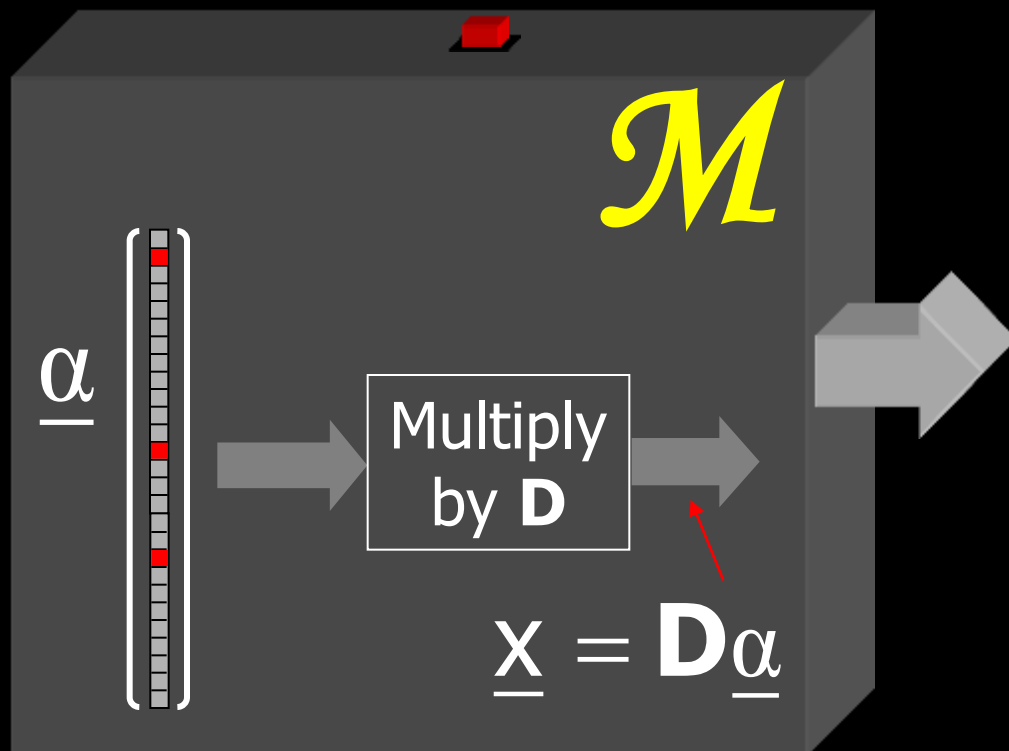


Sparse Modeling of Signals



- Every column in D (**dictionary**) is a prototype signal (**atom**).
- The vector $\underline{\alpha}$ is generated randomly with few (say L) non-zeros at random locations and with random values.
- We shall refer to this model as *Sparseland*

Sparse Signals are Special



Interesting Model:

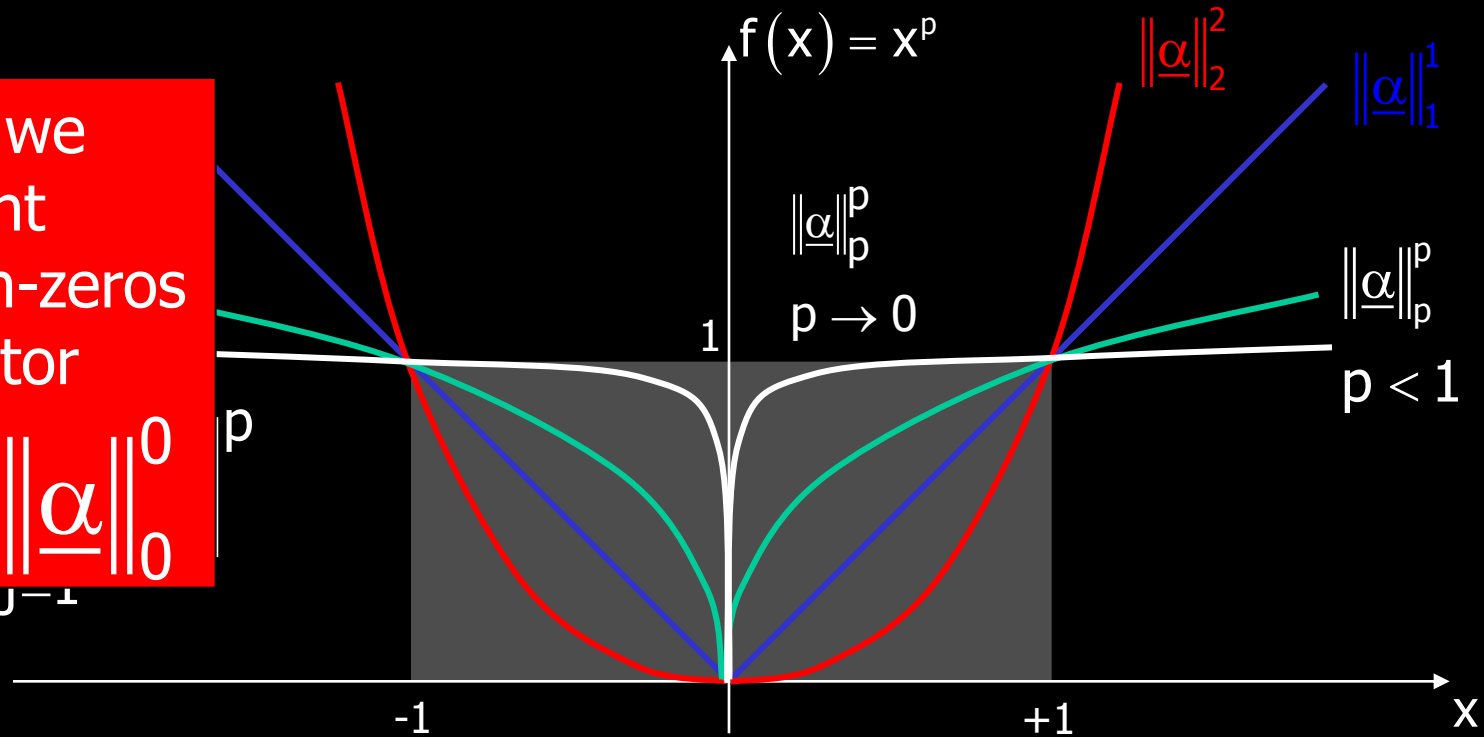
- ❑ **Simple:** Every generated signal is built as a linear combination of few atoms from our dictionary \mathbf{D}
- ❑ **Rich:** A general model: the obtained signals are a union of many low-dimensional Gaussians.
- ❑ **Familiar:** We have been using this model in other context for a while now (wavelet, JPEG, ...).



Sparse & Redundant Rep. Modeling?

As $p \rightarrow 0$ we
get a count
of the non-zeros
in the vector

→ $\|\underline{\alpha}\|_0$



$$\underline{x} = \mathbf{D}\underline{\alpha} \quad \text{where} \quad \|\underline{\alpha}\|_0 \leq L$$

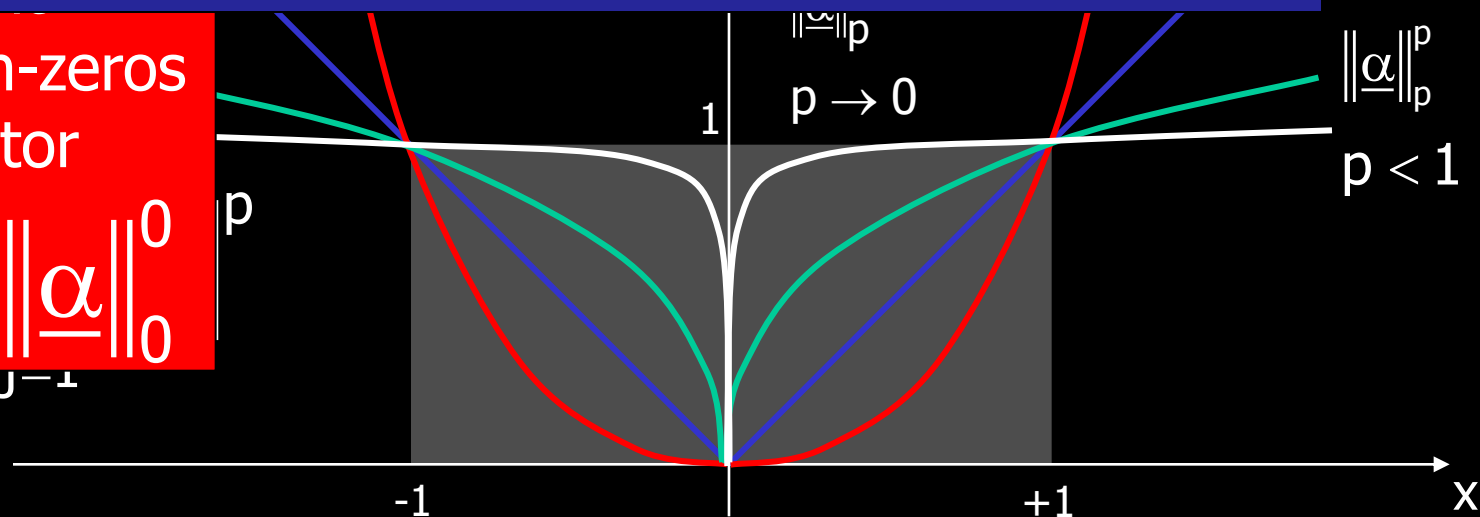


Sparse & Redundant Rep. Modeling?

As $p \rightarrow 0$
get a concentration
of the non-zeros
in the vector

→ $\|\underline{\alpha}\|_0$

Our signal model is thus: $\underline{x} = \mathbf{D}\underline{\alpha}$ where $\underline{\alpha}$ is sparse



$$\underline{x} = \mathbf{D}\underline{\alpha} \text{ where } \|\underline{\alpha}\|_0 \leq L$$

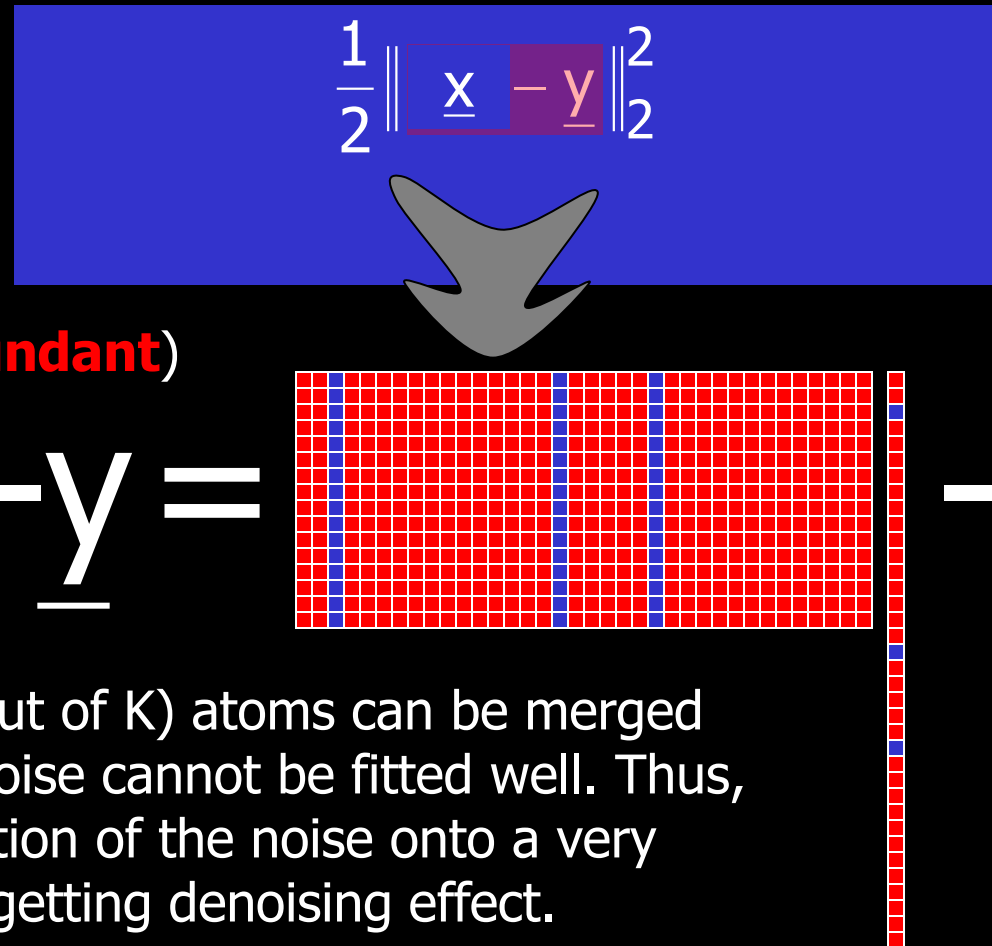


Back to Our MAP Energy Function

- We L_0 norm is effectively counting the number of non-zeros in $\underline{\alpha}$.

- The vector $\underline{\alpha}$ is the representation (**sparse/redundant**) of the desired signal x .

$$D\underline{\alpha} - \underline{y} =$$



- The core idea: while few (L out of K) atoms can be merged to form the true signal, the noise cannot be fitted well. Thus, we obtain an effective projection of the noise onto a very low-dimensional space, thus getting denoising effect.



Wait! There are Some Issues

- **Numerical Problems:** How should we solve or approximate the solution of the problem

$$\min_{\underline{\alpha}} \|\mathbf{D}\underline{\alpha} - \underline{y}\|_2^2 \quad \text{s.t.} \quad \|\underline{\alpha}\|_0^0 \leq L \quad \text{or} \quad \min_{\underline{\alpha}} \|\underline{\alpha}\|_0^0 \quad \text{s.t.} \quad \|\mathbf{D}\underline{\alpha} - \underline{y}\|_2^2 \leq \varepsilon^2$$

$$\text{or} \quad \min_{\underline{\alpha}} \lambda \|\underline{\alpha}\|_0^0 + \|\mathbf{D}\underline{\alpha} - \underline{y}\|_2^2 \quad ?$$

- **Theoretical Problems:** Is there a unique sparse representation? If we are to approximate the solution somehow, how close will we get?
- **Practical Problems:** What dictionary \mathbf{D} should we use, such that all this leads to effective denoising? Will all this work in applications?



To Summarize So Far ...

Image denoising
(and many other
problems in image
processing) requires
a model for the
desired image

What do
we do?

We proposed a
model for
signals/images
based on sparse
and redundant
representations

There are some issues:

1. Theoretical
2. How to approximate?
3. What about **D**?

Great!
No?



Part II

Theoretical & Numerical Foundations

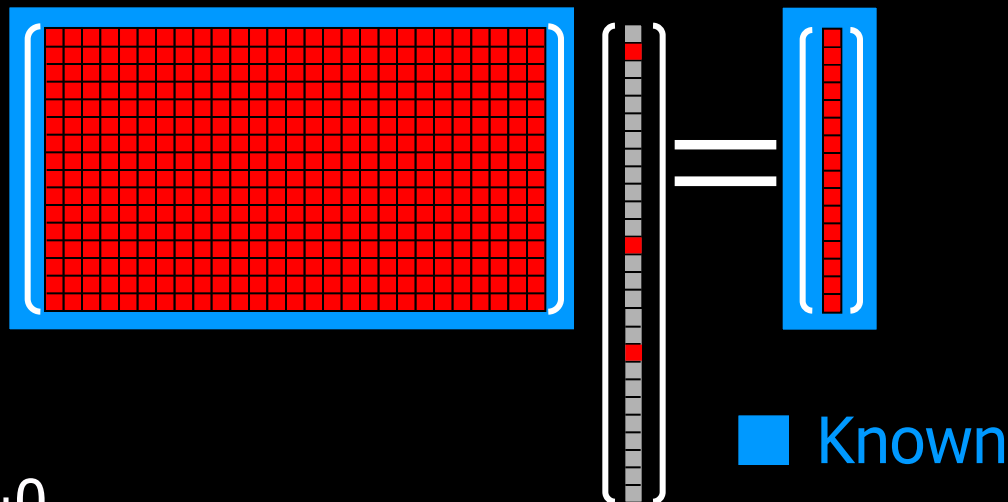


Lets Start with the Noiseless Problem

Suppose we build a signal by the relation

$$\mathbf{D}\underline{\alpha} = \underline{x}$$

We aim to find the signal's representation:



$$\hat{\underline{\alpha}} = \underset{\underline{\alpha}}{\text{ArgMin}} \|\underline{\alpha}\|_0^0 \quad \text{s.t.} \quad \underline{x} = \mathbf{D}\underline{\alpha}$$

Uniqueness

Why should we necessarily get $\hat{\underline{\alpha}} = \underline{\alpha}$?

It might happen that eventually $\|\hat{\underline{\alpha}}\|_0^0 < \|\underline{\alpha}\|_0^0$.



Matrix “Spark”

Definition: Given a matrix \mathbf{D} , $\sigma = \text{Spark}\{\mathbf{D}\}$ is the smallest number of columns that are linearly dependent. *

Donoho & E. ('02)

Example:

1	0	0	0	1
0	1	0	0	1
0	0	1	0	0
0	0	0	1	0

Rank = 4

Spark = 3

* In tensor decomposition, Kruskal defined something similar already in 1989.



Uniqueness Rule

Suppose this problem has been solved somehow

$$\hat{\underline{\alpha}} = \underset{\underline{\alpha}}{\text{ArgMin}} \|\underline{\alpha}\|_0 \quad \text{s.t.} \quad \underline{x} = \mathbf{D}\underline{\alpha}$$

Uniqueness

Donoho & E. ('02)

If we found a representation that satisfy

$$\|\hat{\underline{\alpha}}\|_0 < \frac{\sigma}{2}$$

Then necessarily it is unique (the sparsest).

This result implies that if \mathcal{M} generates signals using “sparse enough” $\underline{\alpha}$, the solution of the above will find it exactly.

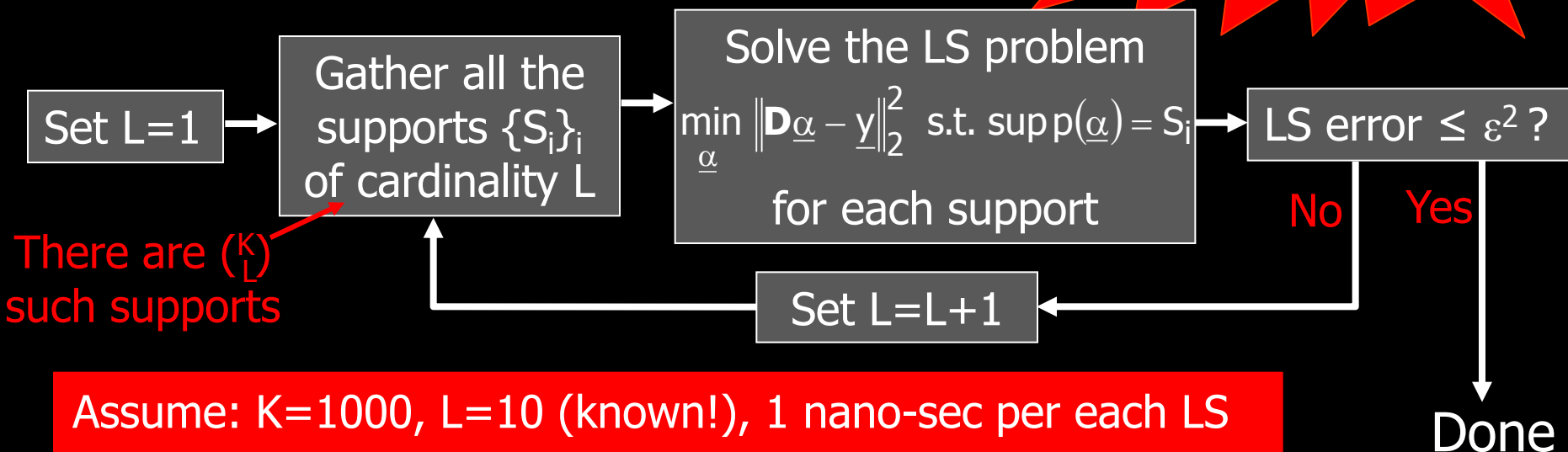


Our Goal

$$\min_{\underline{\alpha}} \|\underline{\alpha}\|_0 \quad \text{s.t.} \quad \|\mathbf{D}\underline{\alpha} - \underline{y}\|_2^2 \leq \varepsilon^2$$

This is a combinatorial problem, proven to be NP-Hard!

Here is a recipe for solving this problem:



Assume: $K=1000$, $L=10$ (known!), 1 nano-sec per each LS

➡ We shall need $\sim 8e+6$ years to solve this problem !!!!!



Lets Approximate

$$\min_{\underline{\alpha}} \|\underline{\alpha}\|_0 \quad \text{s.t.} \quad \|\mathbf{D}\underline{\alpha} - \underline{y}\|_2^2 \leq \varepsilon^2$$



Relaxation methods

Smooth the L_0 and use continuous optimization techniques



Greedy methods


Build the solution one non-zero element at a time



Relaxation – The Basis Pursuit (BP)

Instead of solving

$$\text{Min}_{\underline{\alpha}} \|\underline{\alpha}\|_0 \quad \text{s.t.} \quad \|\mathbf{D}\underline{\alpha} - \underline{y}\|_2 \leq \varepsilon$$



Solve Instead

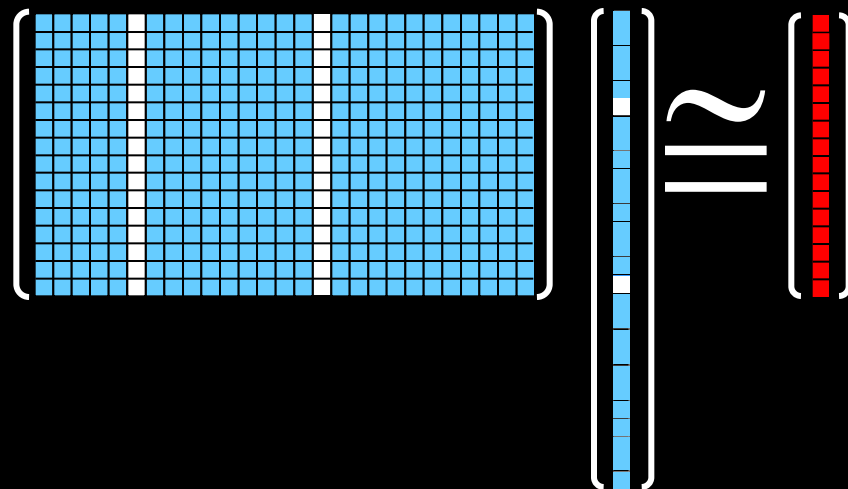
$$\text{Min}_{\underline{\alpha}} \|\underline{\alpha}\|_1 \quad \text{s.t.} \quad \|\mathbf{D}\underline{\alpha} - \underline{y}\|_2 \leq \varepsilon$$

- ❑ This is known as the Basis-Pursuit (BP) [Chen, Donoho & Saunders ('95)].
- ❑ The newly defined problem is convex (quad. programming).
- ❑ Very efficient solvers can be deployed:
 - Interior point methods [Chen, Donoho, & Saunders ('95)] [Kim, Koh, Lustig, Boyd, & D. Gorinevsky ('07)].
 - Sequential shrinkage for union of ortho-bases [Bruce et.al. ('98)].
 - Iterative shrinkage [Figuerido & Nowak ('03)] [Daubechies, Defrise, & De-Mole ('04)] [E. ('05)] [E., Matalon, & Zibulevsky ('06)] [Beck & Teboulle ('09)] ...



Go Greedy: Matching Pursuit (MP)

- ❑ The MP is one of the greedy algorithms that finds one atom at a time [Mallat & Zhang ('93)].
- ❑ Step 1: find the one atom that **best matches** the signal.
- ❑ Next steps: given the previously found atoms, find the next **one** to **best fit** the residual.
- ❑ The algorithm stops when the error $\|\mathbf{D}\underline{\alpha} - \underline{y}\|_2$ is below the destination threshold.
- ❑ The Orthogonal MP (OMP) is an improved version that re-evaluates the coefficients by Least-Squares after each round.



Pursuit Algorithms

$$\min_{\underline{\alpha}} \|\underline{\alpha}\|_0 \quad \text{s.t.} \quad \|\mathbf{D}\underline{\alpha} - \underline{y}\|_2^2 \leq \varepsilon^2$$

There are various algorithms designed for approximating the solution of

- ❑ Greedy Algorithms (OMP, LARS, Orthogonal Matching Pursuit [2004-2006])
- ❑ Relaxation & numerical optimization [2004-2006]
- ❑ Hybrid Algorithms: Greedy + Relaxation + Thresholding [2007-today].
- ❑ ...

Why should they work?

it
ing
ector
lard-

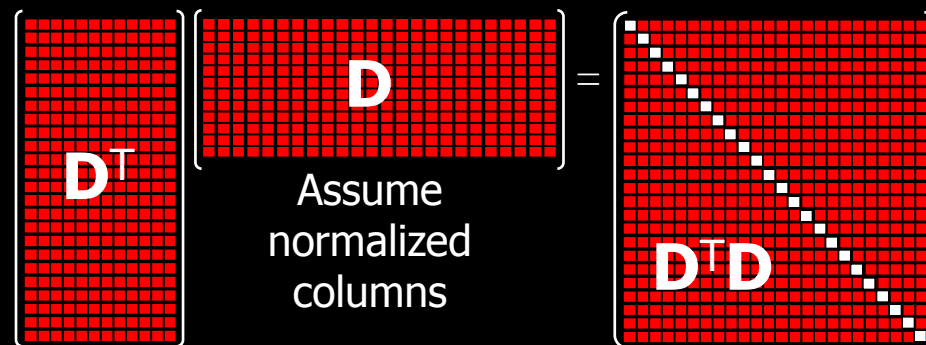


The Mutual Coherence

□ Compute

$$\begin{bmatrix} \mathbf{D}^T \end{bmatrix} \begin{bmatrix} \mathbf{D} \end{bmatrix} = \begin{bmatrix} \mathbf{D}^T \mathbf{D} \end{bmatrix}$$

Assume normalized columns



- The **Mutual Coherence** μ is the largest off-diagonal entry in absolute value.
- The Mutual Coherence is a property of the dictionary (just like the “Spark”). In fact, the following relation can be shown:

$$\sigma \geq 1 + \frac{1}{\mu}$$



BP and MP Equivalence (No Noise)

$$\hat{\underline{\alpha}} = \underset{\underline{\alpha}}{\text{ArgMin}} \|\underline{\alpha}\|_0^0 \quad \text{s.t.} \quad \underline{x} = \mathbf{D}\underline{\alpha}$$



BP and MP Equivalence (No Noise)

Equivalence

Given a signal \underline{x} with a representation $\underline{x} = \mathbf{D}\underline{\alpha}$, assuming that $\|\underline{\alpha}\|_0^0 < 0.5(1 + 1/\mu)$, BP and MP are guaranteed to find the sparsest solution.

Donoho & E. ('02)

Gribonval & Nielsen ('03)

Tropp ('03)

Temlyakov ('03)

- ❑ MP and BP are different in general (hard to say which is better).
- ❑ The above result corresponds to the worst-case, and as such, it is too pessimistic.
- ❑ Average performance results are available too, showing much better bounds [Donoho ('04)] [Candes et.al. ('04)] [Tanner et.al. ('05)] [E. ('06)] [Tropp et.al. ('06)] ... [Candes et. al. ('09)].



BP Stability for the Noisy Case

$$\min_{\underline{\alpha}} \lambda \|\underline{\alpha}\|_1 + \|\mathbf{D}\underline{\alpha} - \underline{y}\|_2^2$$



BP Stability for the Noisy Case

Stability

Given a signal $\underline{y} = \mathbf{D}\underline{\alpha} + \underline{v}$ with a representation satisfying $\|\underline{\alpha}\|_0^0 < 1 / 3\mu$ and a white Gaussian noise $\underline{v} \sim \mathcal{N}(0, \sigma^2 \mathbf{I})$, BP will show* stability, i.e.,

$$\|\hat{\underline{\alpha}}_{\text{BP}} - \underline{\alpha}\|_2^2 < \text{Const}(\lambda) \cdot \log K \cdot \|\underline{\alpha}\|_0^0 \cdot \sigma^2$$

Ben-Haim, Eldar & E. ('09)

* With very high probability

- For $\sigma=0$ we get a weaker version of the previous result.
- This result is the oracle's error, multiplied by $C \cdot \log K$.
- Similar results exist for other pursuit algorithms (Dantzig Selector, Orthogonal Matching Pursuit, CoSaMP, Subspace Pursuit, ...)



To Summarize So Far ...

Image denoising
(and many other
problems in image
processing) requires
a model for the
desired image

What do
we do?

We proposed a
model for
signals/images
based on sparse
and redundant
representations

Problems?

The
Dictionary \mathbf{D}
should be
found
somehow !!!

What
next?

We have seen that there are
approximation methods to
find the sparsest solution,
and there are theoretical
results that guarantee their
success.



Part III

Dictionary Learning: The K-SVD Algorithm



What Should **D** Be?

$$\hat{\underline{\alpha}} = \arg \min_{\underline{\alpha}} \|\underline{\alpha}\|_0 \quad \text{s.t.} \quad \frac{1}{2} \|\mathbf{D}\underline{\alpha} - \underline{y}\|_2^2 \leq \varepsilon^2 \quad \longrightarrow \quad \hat{\underline{x}} = \mathbf{D}\hat{\underline{\alpha}}$$

Our Assumption: Good-behaved Images
have a sparse representation



D should be chosen such that it sparsifies the representations




One approach to choose **D** is from
a known set of transforms
(Steerable wavelet, Curvelet,
Contourlets, Bandlets, Shearlets ...)



The approach we will take for
building **D** is training it,
based on **Learning** from
Image Examples



Measure of Quality for **D**



$$\text{Min}_{\mathbf{D}, \mathbf{A}} \sum_{j=1}^P \|\mathbf{D} \underline{\alpha}_j - \underline{x}_j\|_2^2$$

Each example is
a linear combination
of atoms from **D**

$$\text{s.t. } \forall j, \|\underline{\alpha}_j\|_0 \leq L$$

Each example has a
sparse representation with
no more than L atoms

[Field & Olshausen ('96)]

[Engan et. al. ('99)]

[Lewicki & Sejnowski ('00)]

[Cotter et. al. ('03)]

[Gribonval et. al. ('04)]


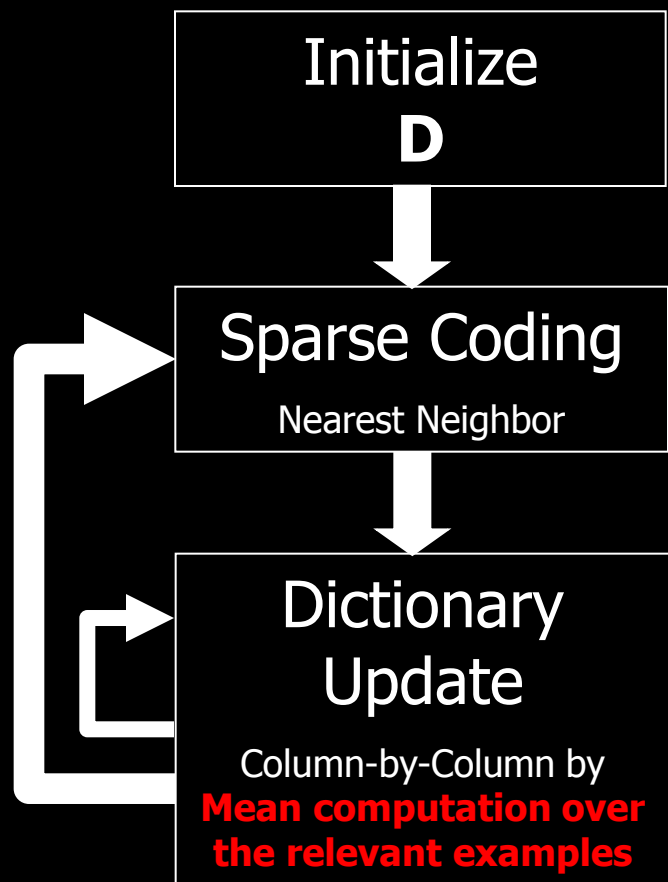
[Aharon, E. & Bruckstein ('04)]

[Aharon, E. & Bruckstein ('05)]



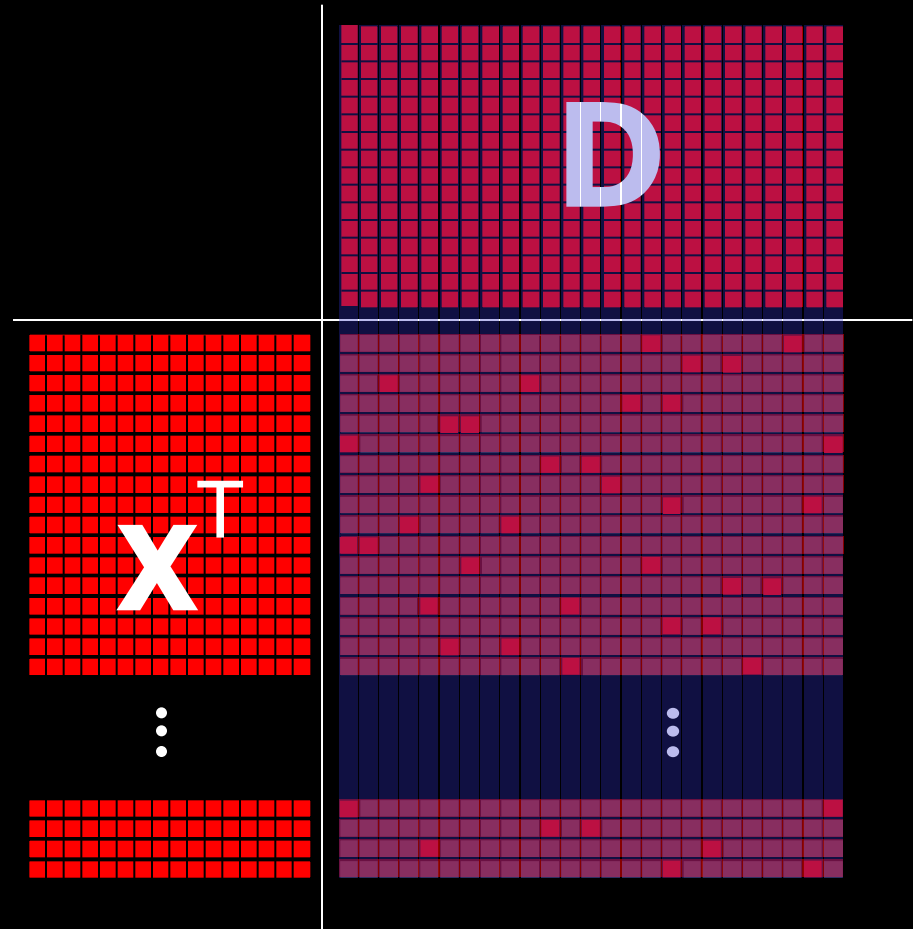
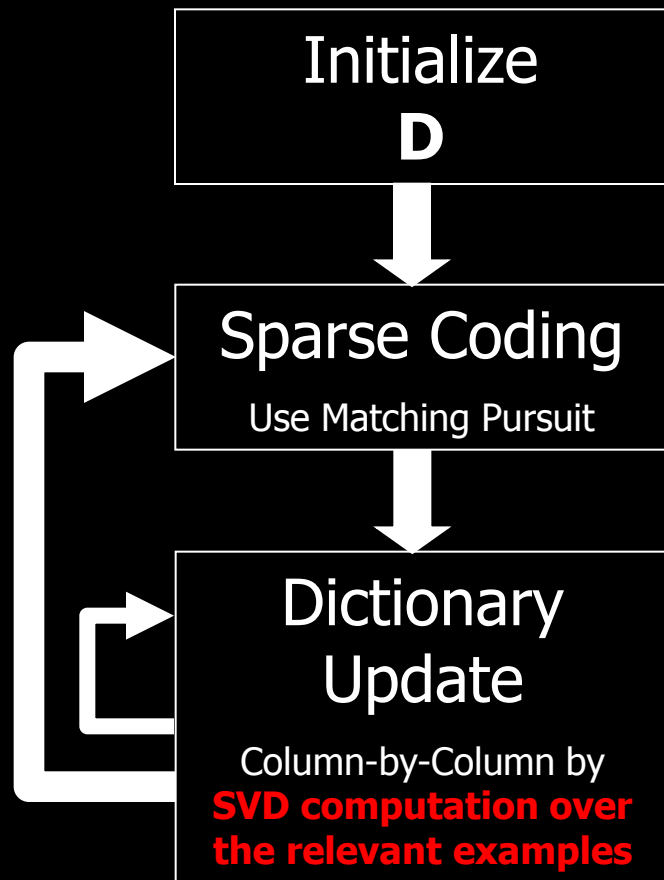
K-Means For Clustering

Clustering: An extreme sparse representation



The K-SVD Algorithm – General

[Aharon, E. & Bruckstein ('04,'05)]



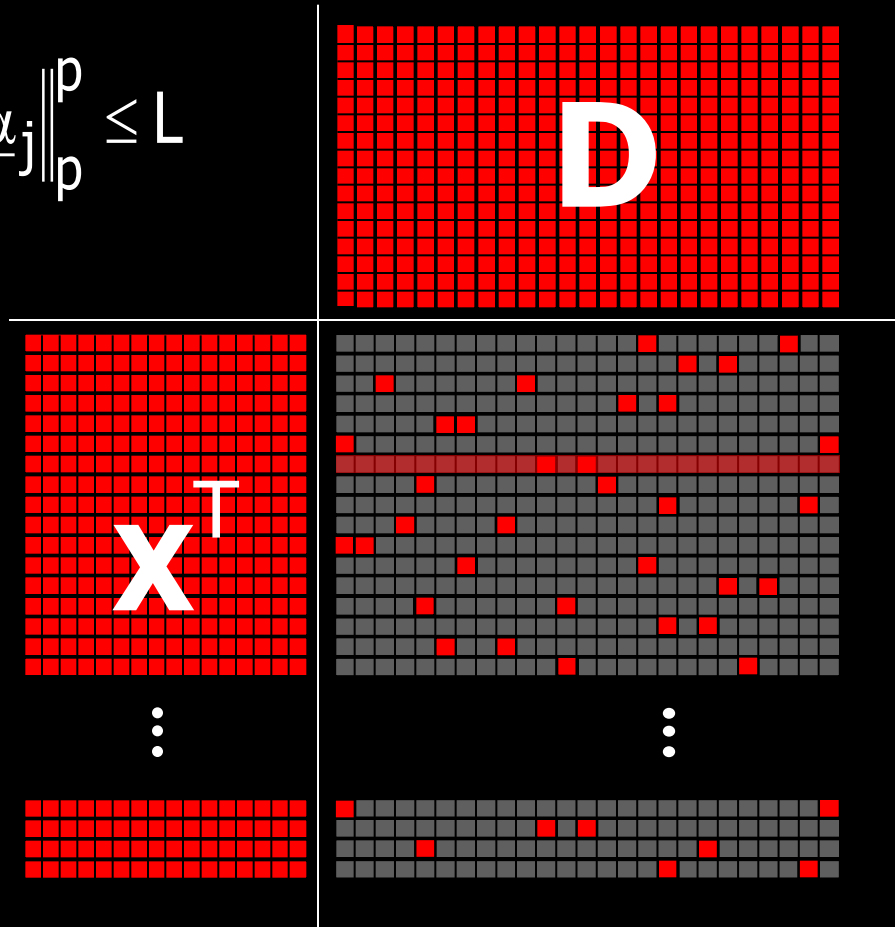
K-SVD: Sparse Coding Stage

$$\text{Min}_{\mathbf{A}} \sum_{j=1}^P \left\| \mathbf{D} \underline{\alpha}_j - \underline{x}_j \right\|_2^2 \quad \text{s.t.} \quad \forall j, \left\| \underline{\alpha}_j \right\|_p^p \leq L$$

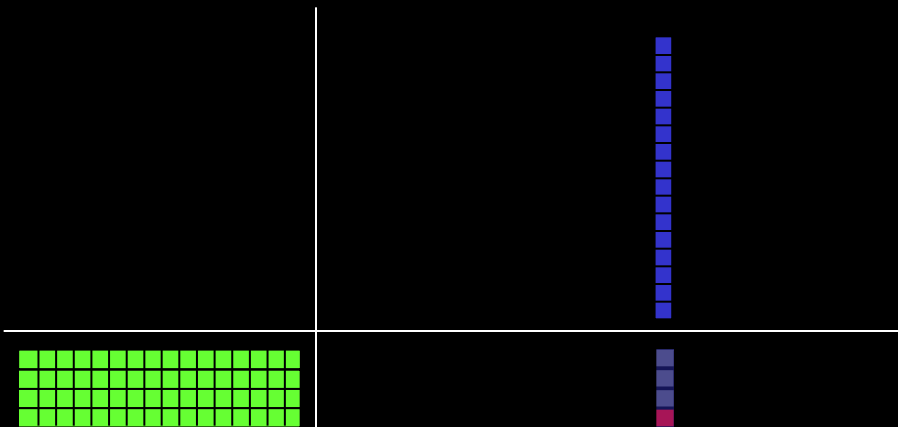
D is known!
For the j^{th} item
we solve

$$\text{Min}_{\underline{\alpha}} \left\| \mathbf{D} \underline{\alpha} - \underline{x}_j \right\|_2^2 \quad \text{s.t.} \quad \left\| \underline{\alpha} \right\|_p^p \leq L$$


**Solved by
A Pursuit Algorithm**



K-SVD: Dictionary Update Stage



We refer only to the examples that use the column \underline{d}_k



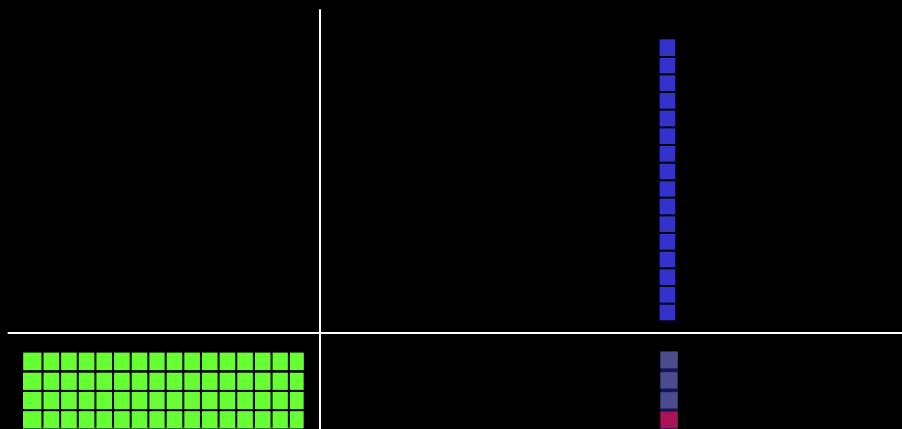
We should solve:

$$\text{Min}_{\underline{d}_k, \alpha_k} \left\| \alpha_k \underline{d}_k^T - \mathbf{E} \right\|_F^2$$

Fixing all \mathbf{A} and \mathbf{D} apart from the k^{th} column, and seek both \underline{d}_k and the k^{th} column in \mathbf{A} to better fit the **residual**!



K-SVD: Dictionary Update Stage




We should solve:

$$\min_{\underline{d}_k, \alpha_k} \left\| \alpha_k \underline{d}_k - \mathbf{E} \right\|_F^2$$

SVD

We refer only to the examples that use the column \underline{d}_k



Fixing all \mathbf{A} and \mathbf{D} apart from the k^{th} column, and seek both \underline{d}_k and the k^{th} column in \mathbf{A} to better fit the **residual**!



To Summarize So Far ...

Image denoising
(and many other
problems in image
processing) requires
a model for the
desired image

What do
we do?

We proposed a
model for
signals/images
based on sparse
and redundant
representations

Problems?

Will it all
work in
applications?

What
next?

We have seen approximation
methods that find the
sparsest solution, and
theoretical results that
guarantee their success. We
also saw a way to learn **D**




Part IV

Back to Denoising ... and Beyond – Combining it All



From Local to Global Treatment

- ❑ The K-SVD algorithm is reasonable for low-dimension signals (N in the range 10-400). As N grows, the complexity and the memory requirements of the K-SVD become prohibitive.
- ❑ So, how should large images be handled?
- ❑ **The solution:** Force shift-invariant sparsity - on each patch of size N -by- N ($N=8$) in the image, including overlaps.



$$\hat{\underline{x}} = \underset{\underline{x}, \{\underline{\alpha}_{ij}\}_{ij}}{\text{ArgMin}} \quad \frac{1}{2} \|\underline{x} - \underline{y}\|_2^2 + \mu \sum_{ij} \left\| \mathbf{R}_{ij} \underline{x} - \mathbf{D} \underline{\alpha}_{ij} \right\|_2^2$$

Extracts a patch
in the ij location

$$\text{s.t.} \quad \left\| \underline{\alpha}_{ij} \right\|_0 \leq L$$

Our prior



What Data to Train On?

Option 1:

- ❑ Use a database of images,
- ❑ We tried that, and it works fine (~ 0.5 -1dB below the state-of-the-art).

Option 2:

- ❑ Use the corrupted image itself !!
- ❑ Simply sweep through all patches of size N -by- N (overlapping blocks),
- ❑ Image of size 1000^2 pixels $\rightarrow \sim 10^6$ examples to use – more than enough.
- ❑ This works much better!



K-SVD Image Denoising

$$\hat{\underline{x}} = \underset{\underline{x}, \{\underline{\alpha}_{ij}\}_{ij}, \mathbf{D}^?}{\text{ArgMin}} \frac{1}{2} \|\underline{x} - \underline{y}\|_2^2 + \mu \sum_{ij} \|\mathbf{R}_{ij} \underline{x} - \mathbf{D} \underline{\alpha}_{ij}\|_2^2 \quad \text{s.t.} \quad \|\underline{\alpha}_{ij}\|_0^0 \leq L$$

$\underline{x} = \underline{y}$ and \mathbf{D} known

\underline{x} and $\underline{\alpha}_{ij}$ known

\mathbf{D} and $\underline{\alpha}_{ij}$ known

Compute $\underline{\alpha}_{ij}$ per patch

$$\underline{\alpha}_{ij} = \underset{\underline{\alpha}}{\text{Min}} \|\mathbf{R}_{ij} \underline{x} - \mathbf{D} \underline{\alpha}\|_2^2$$

$$\text{s.t.} \quad \|\underline{\alpha}\|_0^0 \leq L$$

using the matching pursuit

Compute \mathbf{D} to minimize

$$\underset{\underline{\alpha}}{\text{Min}} \sum_{ij} \|\mathbf{R}_{ij} \underline{x} - \mathbf{D} \underline{\alpha}\|_2^2$$

using SVD, updating one column at a time

Compute \underline{x} by

$$\underline{x} = \left[\mathbf{I} + \mu \sum_{ij} \mathbf{R}_{ij}^T \mathbf{R}_{ij} \right]^{-1} \left[\underline{y} + \mu \sum_{ij} \mathbf{R}_{ij}^T \mathbf{D} \underline{\alpha}_{ij} \right]$$

which is a simple averaging of shifted patches

K-SVD



Image Denoising (Gray) [E. & Aharon ('06)]




Source



Result 30.829dB



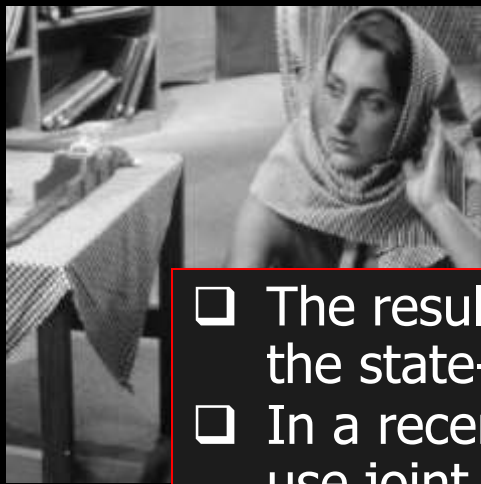
Noisy image
 $\sigma = 20$



The obtained dictionary after
10 iterations



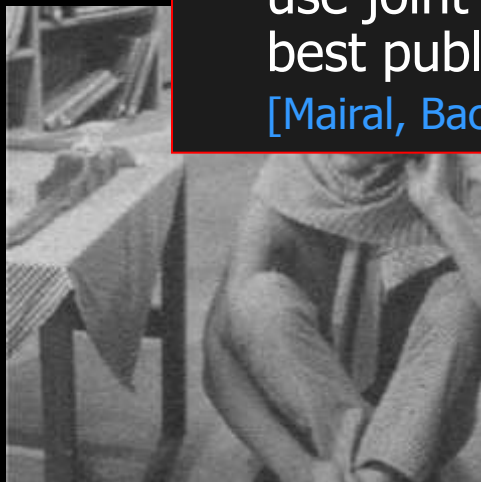
Image Denoising (Gray) [E. & Aharon ('06)]



Source

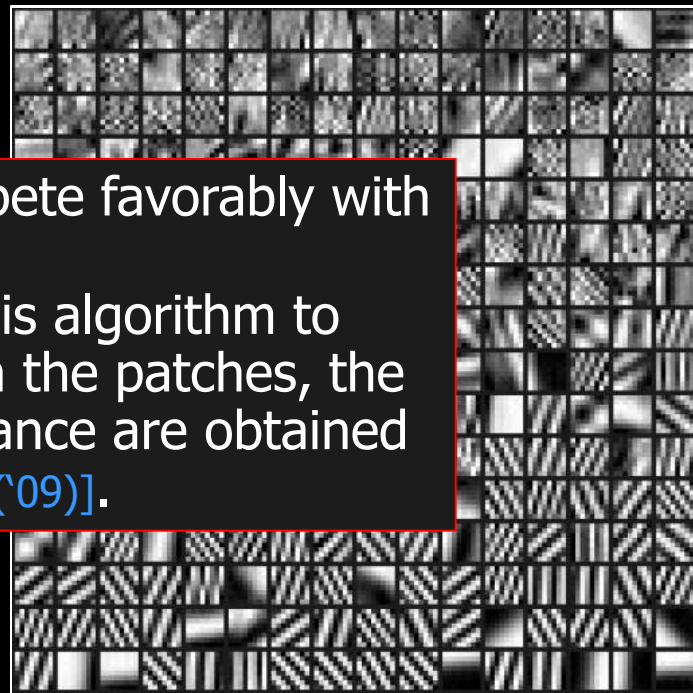


- ❑ The results of this algorithm compete favorably with the state-of-the-art.
- ❑ In a recent work that extended this algorithm to use joint sparse representation on the patches, the best published denoising performance are obtained [Mairal, Bach, Ponce, Sapiro & Zisserman ('09)].



Result 30.829dB


Noisy image
 $\sigma = 20$



The obtained dictionary after
10 iterations

Denoising (Color) [Mairal, E. & Sapiro ('08)]

- ❑ When turning to handle color images, the main difficulty is in defining the relation between the color layers – R, G, and B.
- ❑ The solution with the above algorithm is simple – consider 3D patches or 8-by-8 with the 3 color layers, and the dictionary will detect the proper relations.



Denoising (Color) [Mairal, E. & Sapiro ('08)]



Original



Noisy (20.43dB)



Result (30.75dB)



Denoising (Color) [Mairal, E. & Sapiro ('08)]

Our experiments lead to state-of-the-art denoising results, giving $\sim 1\text{dB}$ better results compared to [Mcauley et. al. ('06)] which implements a learned MRF model (Field-of-Experts)



Original

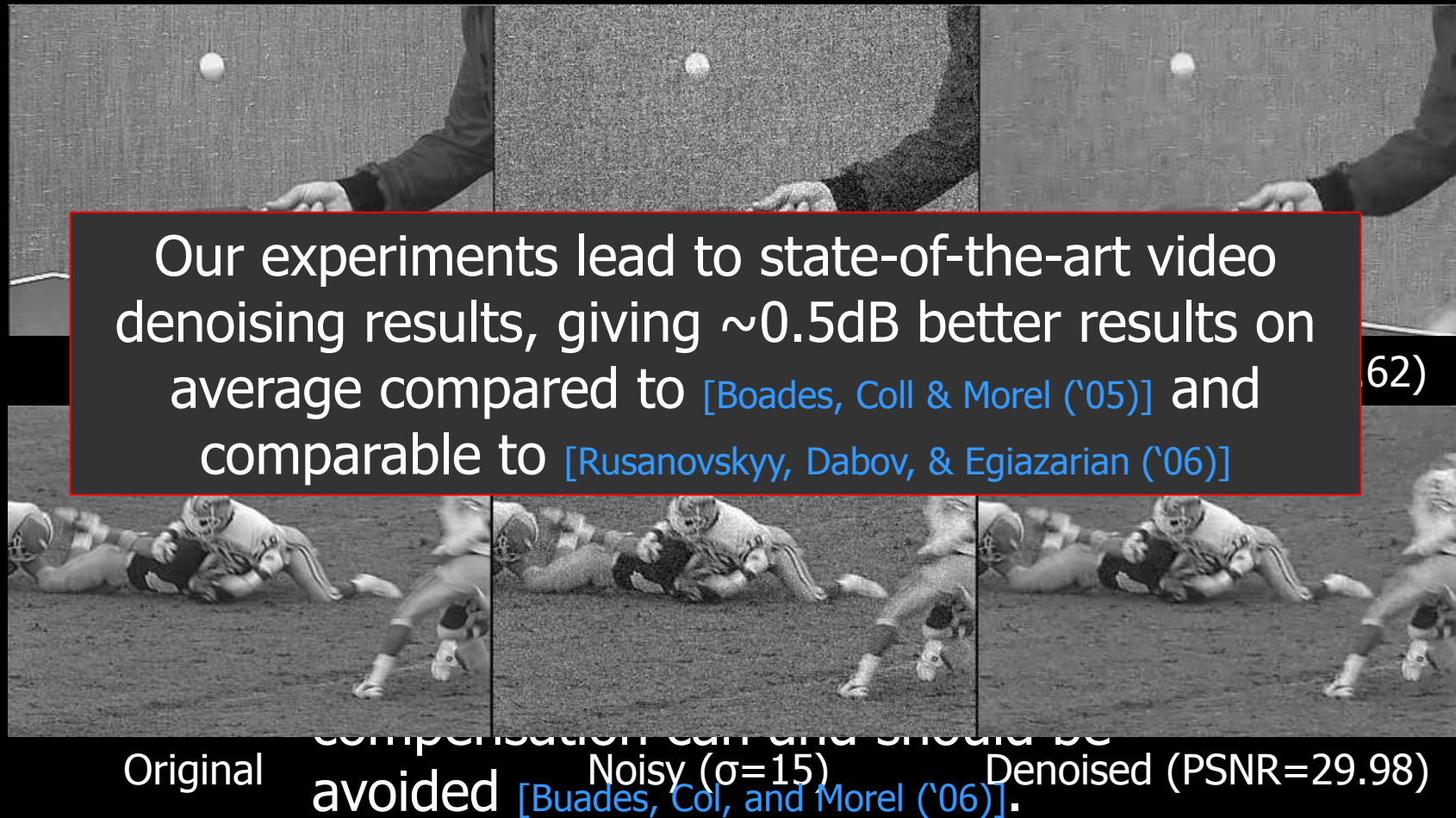


Noisy (12.77dB)



Result (29.87dB)

Video Denoising [Protter & E. ('09)]



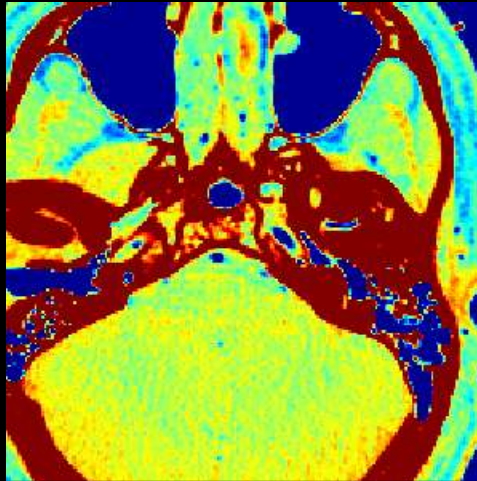
Low-Dosage Tomography [Shtok, Zibulevsky & E. ('10)]

- ❑ In Computer-Tomography (CT) reconstruction, an image is recovered from a set of its projections.
- ❑ In medicine, CT projections are obtained by X-ray, and it typically requires a high dosage of radiation in order to obtain a good quality reconstruction.
- ❑ A lower-dosage projection implies a stronger noise (Poisson distributed) in data to work with.
- ❑ Armed with sparse and redundant representation modeling, we can denoise the data and the final reconstruction ... enabling CT with lower dosage.

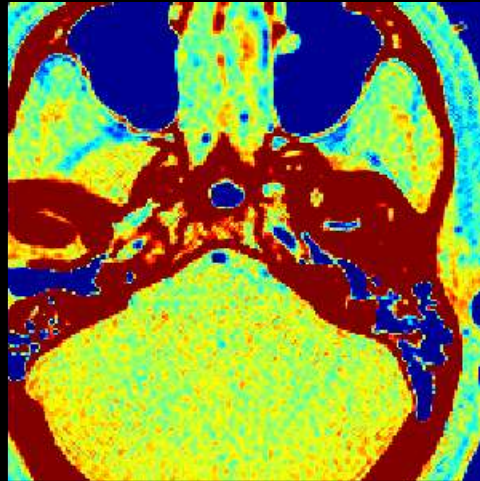


Low-Dosage Tomography [Shtok, Zibulevsky & E. ('10)]

Original

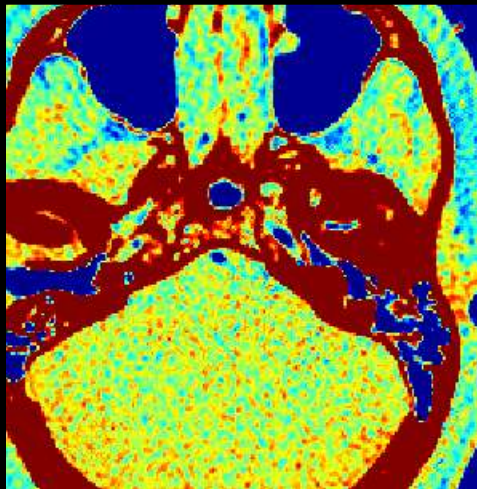


FBP result with high dosage



PSNR=24.63dB

FBP result with low dosage (one fifth)



PSNR=22.31dB

Denoising of the sinogram and post-processing (another denoising stage) of the reconstruction



PSNR=26.06dB



Image Inpainting – The Basics

- Assume: the signal \underline{x} has been created by $\underline{x} = \mathbf{D}\underline{\alpha}_0$ with very sparse $\underline{\alpha}_0$.

- Missing values in \underline{x} imply missing rows in this linear system.

- By removing these rows, we get

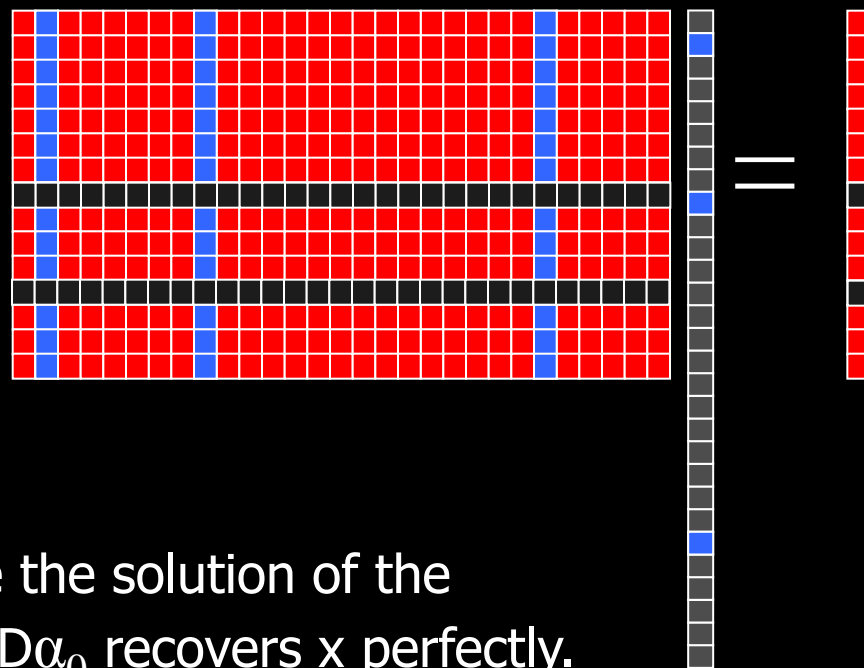
$$\tilde{\mathbf{D}}\underline{\alpha} = \tilde{\mathbf{X}}$$

- Now solve

$$\text{Min}_{\underline{\alpha}} \|\underline{\alpha}\|_0 \quad \text{s.t.} \quad \tilde{\mathbf{X}} = \tilde{\mathbf{D}}\underline{\alpha}$$

- If $\underline{\alpha}_0$ was sparse enough, it will be the solution of the above problem! Thus, computing $\mathbf{D}\underline{\alpha}_0$ recovers \underline{x} perfectly.

$$\mathbf{D} \underline{\alpha}_0 = \underline{x}$$



Side Note: Compressed-Sensing

- ❑ **Compressed Sensing** is leaning on the very same principal, leading to alternative sampling theorems.
- ❑ Assume: the signal \underline{x} has been created by $\underline{x} = D\underline{\alpha}_0$ with very sparse $\underline{\alpha}_0$.
- ❑ Multiply this set of equations by the matrix Q which reduces the number of rows.

- ❑ The new, smaller, system of equations is

$$QD\underline{\alpha} = Q\underline{x} \rightarrow \tilde{D}\underline{\alpha} = \tilde{\underline{x}}$$

- ❑ If $\underline{\alpha}_0$ was sparse enough, it will be the sparsest solution of the new system, thus, computing $D\underline{\alpha}_0$ recovers \underline{x} perfectly.
- ❑ Compressed sensing focuses on conditions for this to happen, guaranteeing such recovery.



Inpainting [Mairal, E. & Sapiro ('08)]

Our experiments lead to state-of-the-art inpainting results.



Original



80% missing



Result

Inpainting [Mairal, E. & Sapiro ('08)]

Our experiments lead to state-of-the-art inpainting results.



Original



80% missing



Result




Inpainting [Mairal, E. & Sapiro ('08)]

Our experiments lead to state-of-the-art inpainting results.




Inpainting [Mairal, E. & Sapiro ('08)]


The same can be done for video, very much like the denoising treatment: (i) 3D patches, (ii) no need to compute the dictionary from scratch for each frame, and (iii) no need for explicit motion estimation



Original



80% missing



Result



Demosaicing [Mairal, E. & Sapiro ('08)]

- Our experiments lead to state-of-the-art demosaicing results, giving $\sim 0.2\text{dB}$ better results on color per pixel, leaving the rest for interpolated. [Chang & Chan ('06)]

- Generalizing the inpainting scheme to handle demosaicing is tricky because of the possibility to learn the mosaic pattern within the dictionary.
- In order to avoid “over-fitting”, we handle the demosaicing problem while forcing strong sparsity and applying only few iterations.

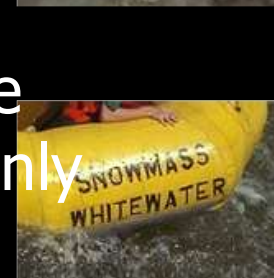

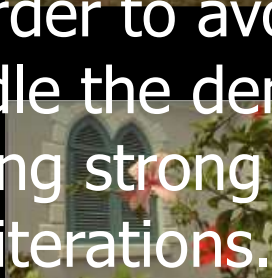
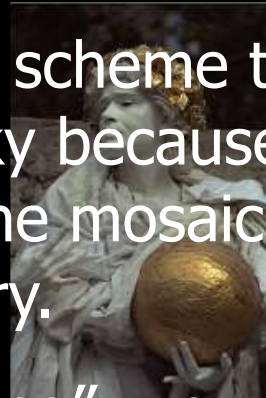
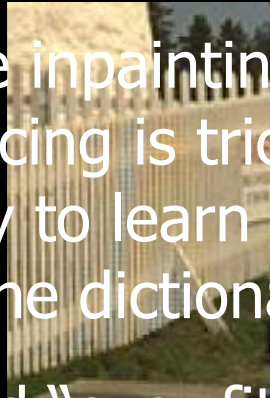
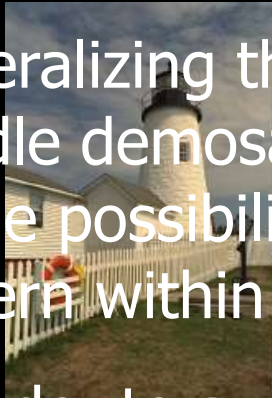



Image Compression [Bryt and E. ('08)]

- ❑ The problem: Compressing photo-ID images.
- ❑ **General** purpose methods (JPEG, JPEG2000) do not take into account the specific family.
- ❑ By **adapting** to the image-content (PCA/K-SVD), better results could be obtained.
- ❑ For these techniques to operate well, **train dictionaries locally** (per patch) using a training set of images is required.
- ❑ In PCA, only the (quantized) coefficients are stored, whereas the K-SVD requires storage of the indices as well.
- ❑ **Geometric** alignment of the image is very helpful and should be done [Goldenberg, Kimmel, & E. ('05)].


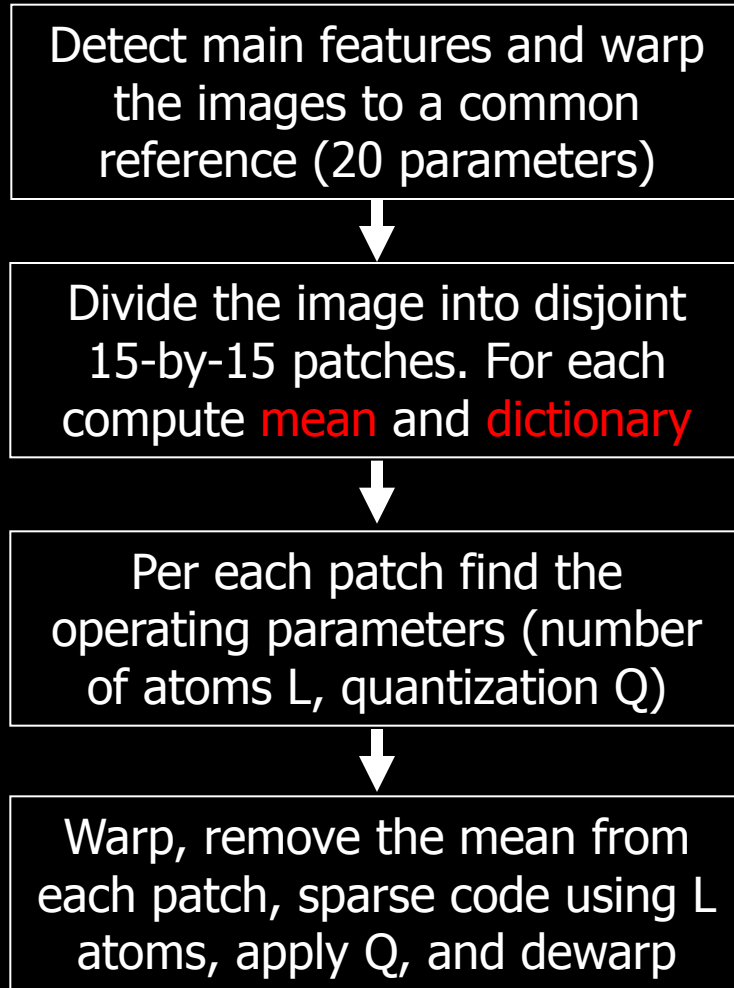


Image Compression



On the training set

On the test image

Training set (2500 images)

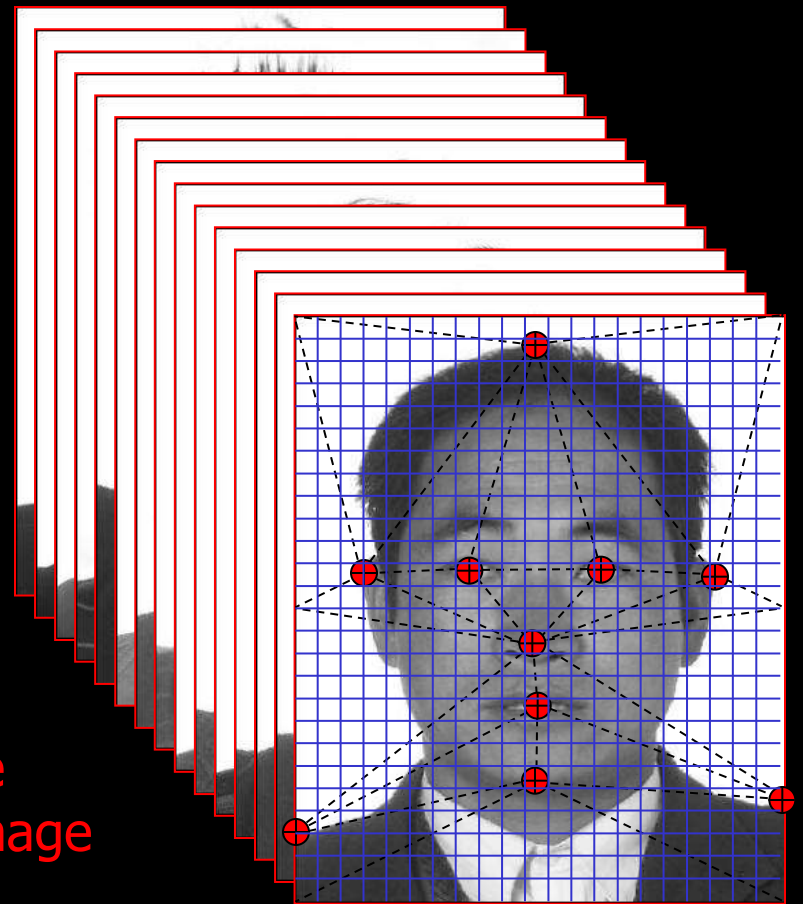


Image Compression Results

Original

JPEG

JPEG-2000

Local-PCA

K-SVD



**Results
for 820
Bytes per
each file**



Image Compression Results

Original

JPEG

JPEG-2000

Local-PCA

K-SVD



**Results
for 550
Bytes per
each file**



Image Compression Results

Original					
JPEG			18.62	12.30	7.61
JPEG-2000					
Local-PCA					
K-SVD					
			16.12	11.38	6.31
					
			16.81	12.54	7.20

Results
for **400**
Bytes per
each file



Deblocking the Results [Bryt and E. ('09)]

550 bytes
K-SVD
results with
and without
deblocking



K-SVD (6.60)



K-SVD (5.49)



K-SVD (6.45)



K-SVD (11.67)



Deblock (6.24)



Deblock (5.27)



Deblock (6.03)



Deblock (11.32)



Super-Resolution [Zeyde, Protter, & E. ('11)]

- Given a low-resolution image, we desire to enlarge it while producing a sharp looking result. This problem is referred to as “Single-Image Super-Resolution”.
- Image scale-up using bicubic interpolation is far from being satisfactory for this task.
- Recently, a sparse and redundant representation technique was proposed [Yang, Wright, Huang, and Ma ('08)] for solving this problem, by training a coupled-dictionaries for the low- and high res. images.
- We extended and improved their algorithms and results.



Super-Resolution – Results (1)

This book is about *convex optimization*, a special class of mathematical optimization problems, which includes least-squares and linear programming problems. It is well known that least-squares and linear programming problems have a fairly complete theory, arise in a variety of applications, and can be solved numerically very efficiently. The basic point of this book is that the same can be said for the larger class of convex optimization problems.

While the mathematics of convex optimization has been studied for about a century, several related recent developments have stimulated new interest in the topic. The first is the recognition that interior-point methods, developed in the 1980s to solve linear programming problems, can be used to solve convex optimization problems as well. These new methods allow us to solve certain new classes of convex optimization problems, such as semidefinite programs and second-order cone programs, almost as easily as linear programs.

The second development is the discovery that convex optimization problems (beyond least-squares and linear programs) are more prevalent in practice than was previously thought. Since 1990 many applications have been discovered in areas such as automatic control systems, estimation and signal processing, communications and networks, electronic circuit design, data analysis and modeling, statistics, and finance. Convex optimization has also found wide application in combinatorial optimization and global optimization, where it is used to find bounds on the optimal value, as well as approximate solutions. We believe that many other applications of convex optimization are still waiting to be discovered.

There are great advantages to recognizing or formulating a problem as a convex optimization problem. The most basic advantage is that the problem can then be solved, very reliably and efficiently, using interior-point methods or other special methods for convex optimization. These solution methods are reliable enough to be embedded in a computer-aided design or analysis tool, or even a real-time reactive or automatic control system. There are also theoretical or conceptual advantages of formulating a problem as a convex optimization problem. The associated dual

The training image:
717×717 pixels,
providing a set of
54,289 training
patch-pairs.



Super-Resolution – Results (1)

An amazing variety of practical problems (design, analysis, and operation) can be formulated as optimization problems, or some variation such as. Indeed, mathematical optimization has been used in many fields. It is widely used in engineering, in electrical control systems, and optimal design problems in mechanical and aerospace engineering. Optimization is also used in design and operation, finance, supply chain management, and other areas. The list of applications is still growing.

For most of these applications, mathematicians act as a human decision maker, system designer, or process checker, checks the results, and modifies the process when necessary. This human decision maker is replaced by the optimization problem, e.g., buying a stock portfolio.

SR Result
PSNR=16.95dB

Ideal
Image

An amazing variety of practical problems (design, analysis, and operation) can be formulated as optimization problems, or some variation such as. Indeed, mathematical optimization has been used in many fields. It is widely used in engineering, in electrical control systems, and optimal design problems in mechanical and aerospace engineering. Optimization is also used in design and operation, finance, supply chain management, and other areas. The list of applications is still growing.

For most of these applications, mathematicians act as a human decision maker, system designer, or process checker, checks the results, and modifies the process when necessary. This human decision maker is replaced by the optimization problem, e.g., buying a stock portfolio.

An amazing variety of practical problems (design, analysis, and operation) can be formulated as optimization problems, or some variation such as. Indeed, mathematical optimization has been used in many fields. It is widely used in engineering, in electrical control systems, and optimal design problems in mechanical and aerospace engineering. Optimization is also used in design and operation, finance, supply chain management, and other areas. The list of applications is still growing.

For most of these applications, mathematicians act as a human decision maker, system designer, or process checker, checks the results, and modifies the process when necessary. This human decision maker is replaced by the optimization problem, e.g., buying a stock portfolio.

An amazing variety of practical problems (design, analysis, and operation) can be formulated as optimization problems, or some variation such as. Indeed, mathematical optimization has been used in many fields. It is widely used in engineering, in electrical control systems, and optimal design problems in mechanical and aerospace engineering. Optimization is also used in design and operation, finance, supply chain management, and other areas. The list of applications is still growing.

For most of these applications, mathematicians act as a human decision maker, system designer, or process checker, checks the results, and modifies the process when necessary. This human decision maker is replaced by the optimization problem, e.g., buying a stock portfolio.

Bicubic
interpolation
PSNR=14.68dB


Given Image



Super-Resolution – Results (2)



Given image



Scaled-Up (factor 2:1) using the proposed algorithm,
PSNR=29.32dB (3.32dB improvement over bicubic)



Super-Resolution – Results (2)



The Original



Bicubic Interpolation



SR result



Super-Resolution – Results (2)



The Original



Bicubic Interpolation



SR result



To Summarize So Far ...

Image denoising
(and many other
problems in image
processing) requires
a model for the
desired image

What do
we do?

We proposed a
model for
signals/images
based on sparse
and redundant
representations

Well, does
this work?

Well, many
more things ...

So, what
next?

Yes! We have seen a group of
applications where this model is
showing very good results:
denoising of bw/color stills/video,
CT improvement, inpainting,
super-resolution, and
compression




Part V

Summary and Conclusion



Today We Have Seen that ...

Sparsity, Redundancy,
and the use of **examples**
are important ideas that
can be used in designing
better tools in
signal/image processing




What do
we do?

In our work on we
cover theoretical,
numerical, and
applicative issues
related to this model
and its use in practice.

We keep working on:

- ☐ Improving the model
- ☐ Improving the dictionaries
- ☐ Demonstrating on other applications
- ☐ ...



What
next?



Thank You

All this Work is Made Possible Due to

my teachers and mentors



A.M. Bruckstein D.L. Donoho

colleagues & friends collaborating with me



G. Sapiro J.L. Starck I. Yavneh M. Zibulevsky

and my students



M. Aharon O. Bryt J. Mairal M. Protter R. Rubinstein J. Shtok R. Giryes Z. Ben-Haim J. Turek R. Zeyde



If you are Interested ...

More on this topic (including the slides, the papers, and Matlab toolboxes) can be found in my webpage:

<http://www.cs.technion.ac.il/~elad>

A book on these topics was published in August 2010.

